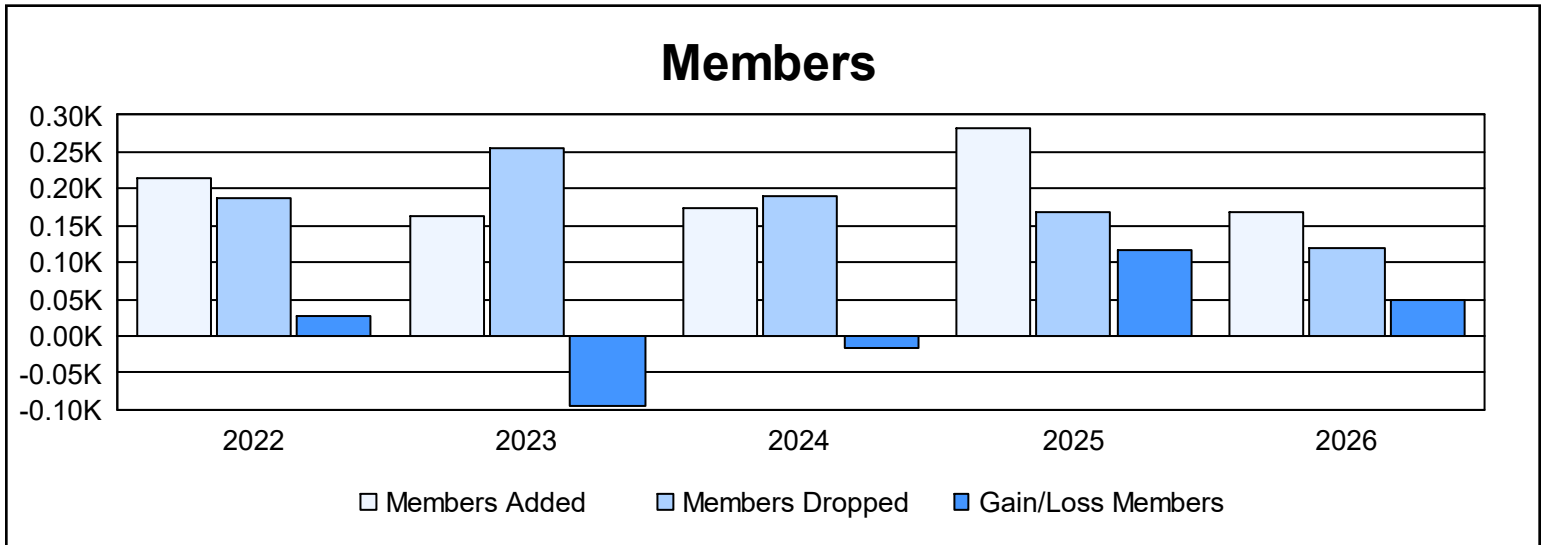
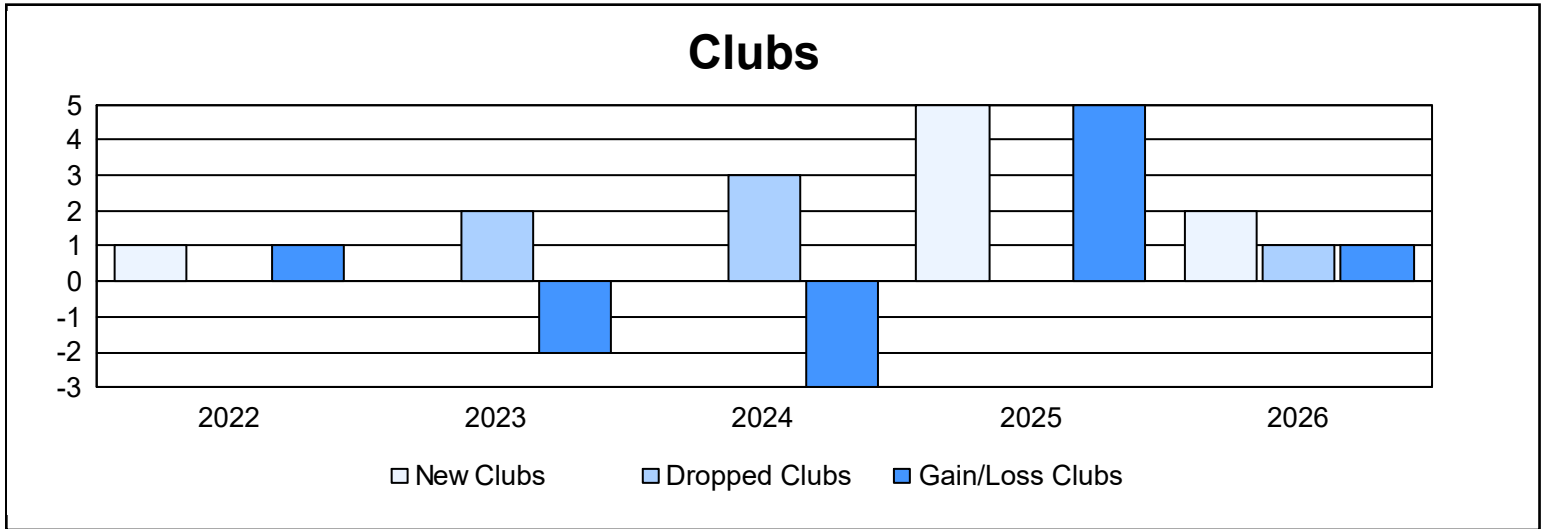
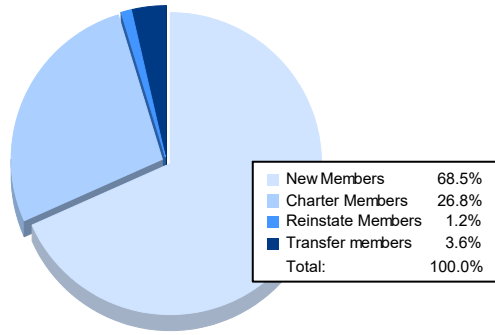


| Year | New Clubs | Dropped Clubs | Gain/Loss Clubs | New Members | Charter Members | Reinstate Members | Transfer Members | Total Member Added | Total Members Dropped | Gain/Loss Members |
|----------------|-----------|---------------|-----------------|-------------|-----------------|-------------------|------------------|--------------------|-----------------------|-------------------|
| 2021-2022 | 1 | 0 | 1 | 161 | 33 | 15 | 5 | 214 | 187 | 27 |
| 2022-2023 | 0 | 2 | -2 | 150 | 4 | 2 | 6 | 162 | 256 | -94 |
| 2023-2024 | 0 | 3 | -3 | 148 | 0 | 4 | 22 | 174 | 189 | -15 |
| 2024-2025 | 5 | 0 | 5 | 137 | 125 | 12 | 9 | 283 | 167 | 116 |
| 2025-2026 | 2 | 1 | 1 | 115 | 45 | 2 | 6 | 168 | 120 | 48 |
| Average | 2 | 1 | 0 | 142 | 41 | 7 | 10 | 200 | 184 | 16 |



Membership Composition March 2026 Cumulative



Gender Composition March 2026 Cumulative

